

Page 1

Relaxed Guide Template for Fringe Artists

Created by Melbourne Fringe

Show Name: *Dirty Old Town*

Date of Show: 12/10/2024 @ 1pm

Duration: 40 MINUTES
+ Introduction
Approx 42 Minutes

Location: Bluestone Church Arts Space
8A Hyde St, Footscray 3011

Getting to the venue

- **Tram**

12:56 PM (Saturday) - 1:29 PM (33 min)

1:06 PM from Gordon St/River St 19 min

[Add to Calendar](#)

12:56 PM ○ **Highpoint**
120-200 Rosamond Rd, Maribyrnong VIC 3032

Walk
About 10 min, 650 m

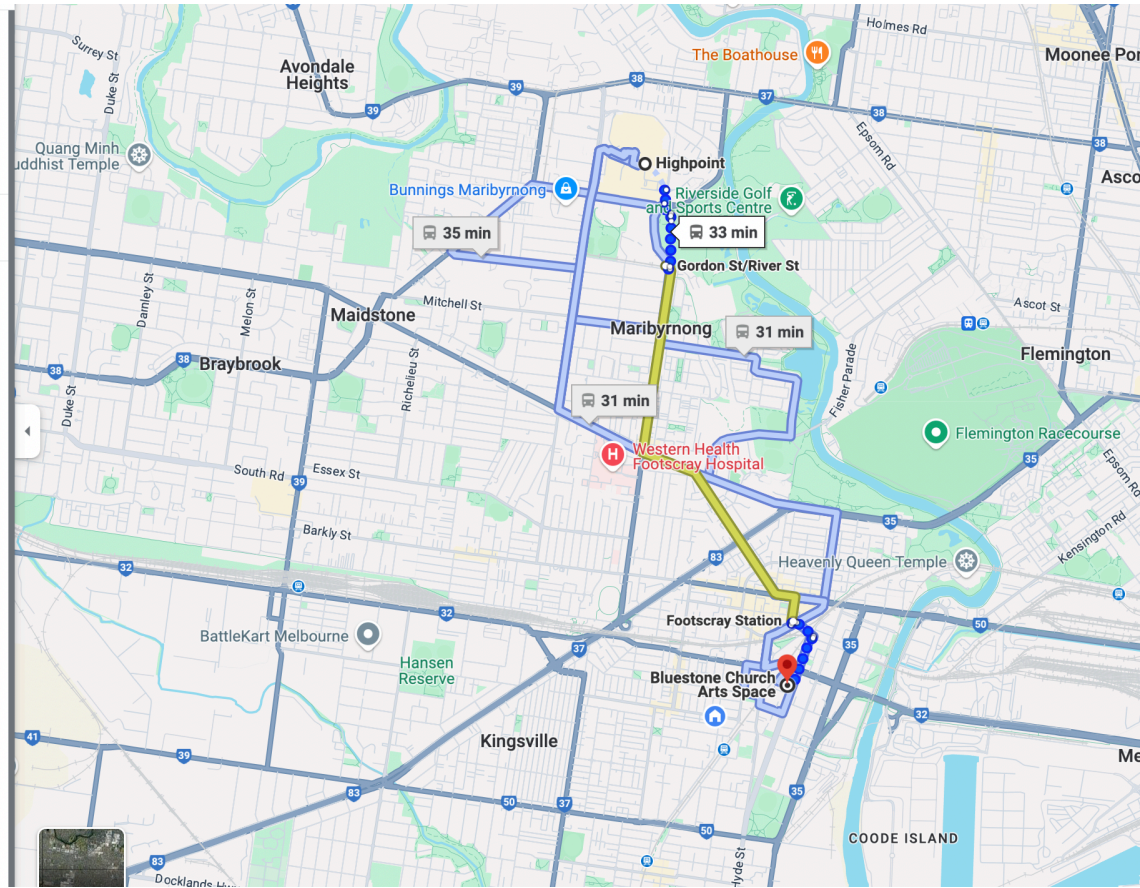
1:06 PM ○ **Gordon St/River St**

82 Footscray
14 min (10 stops)

1:20 PM ○ **Footscray Station**

Walk
About 9 min, 600 m

1:29 PM ○ **Bluestone Church Arts Space**
8A Hyde St, Footscray VIC 3011



■ **Train**

1:06 PM (Saturday) -
1:27 PM (21 min)

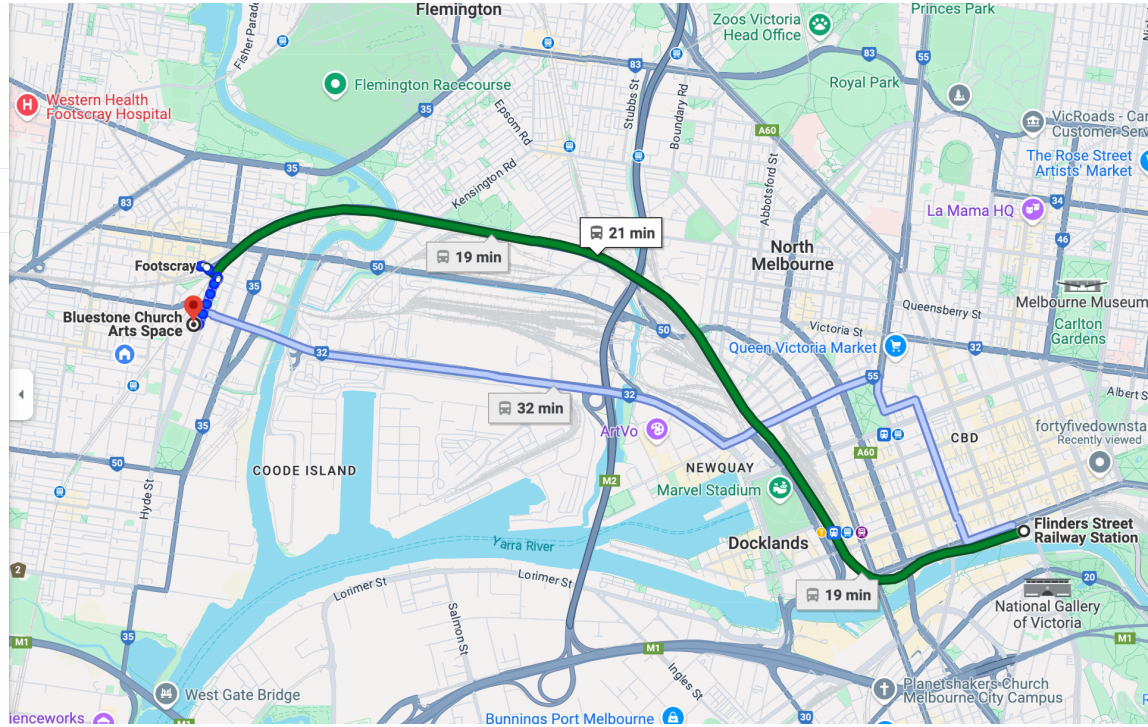


🚆 **Werribee** > 🚶

1:06 PM from Flinders Street Railway Station
🚶 8 min

📅 [Add to Calendar](#)

- 1:06 PM ○ Flinders Street Railway Station
Flinders St, Melbourne VIC 3000
- 1:06 PM ○ Flinders Street Railway Station
- 🚆 **Werribee** Werribee
▼ 13 min (4 stops)
- 1:19 PM ○ Footscray
- 🚶 Walk
▼ About 8 min, 600 m
- 1:27 PM ○ Bluestone Church Arts Space
8A Hyde St, Footscray VIC 3011



■ Bus

12:48 PM (Saturday) - 1:20 PM (32 min)

12:56 PM from Flinders Lane/Queen St 11 min

Add to Calendar

12:48 PM **Flinders Street Railway Station**
Flinders St, Melbourne VIC 3000

Walk
About 8 min, 500 m

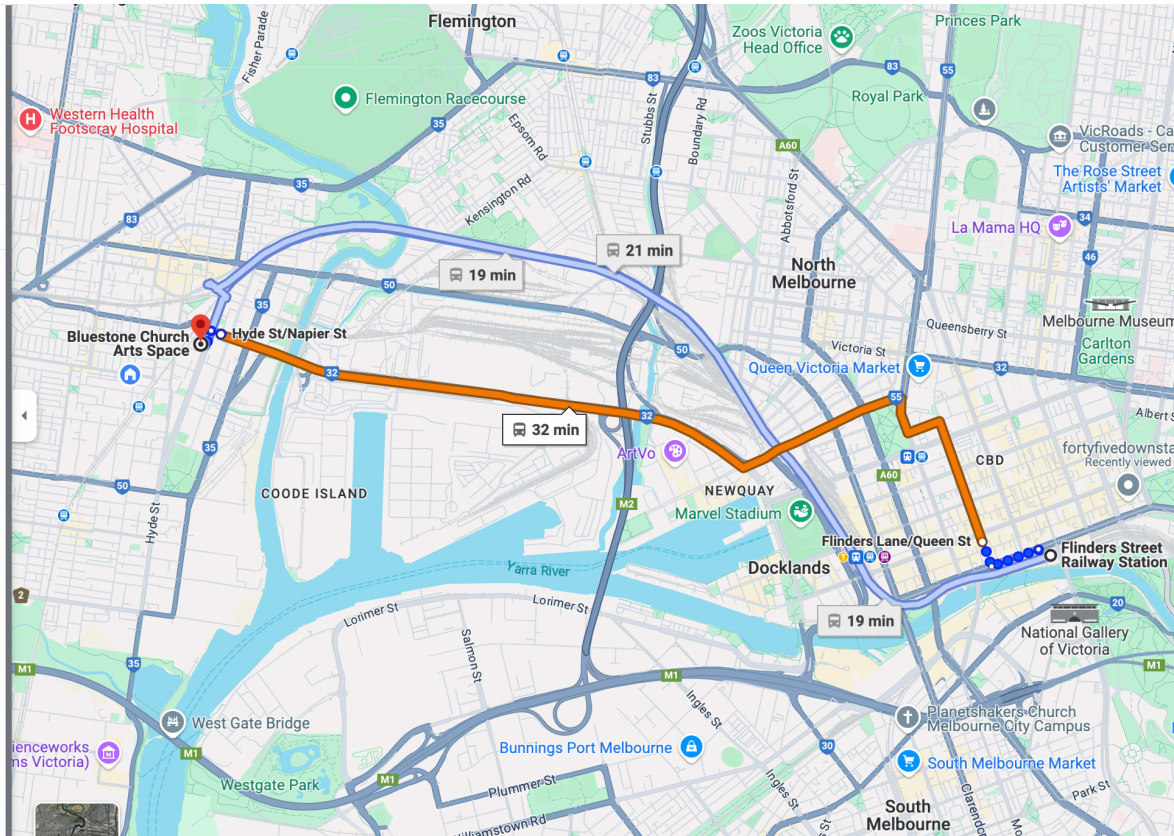
12:56 PM **Flinders Lane/Queen St**

220 Sunshine Station
21 min (13 stops)

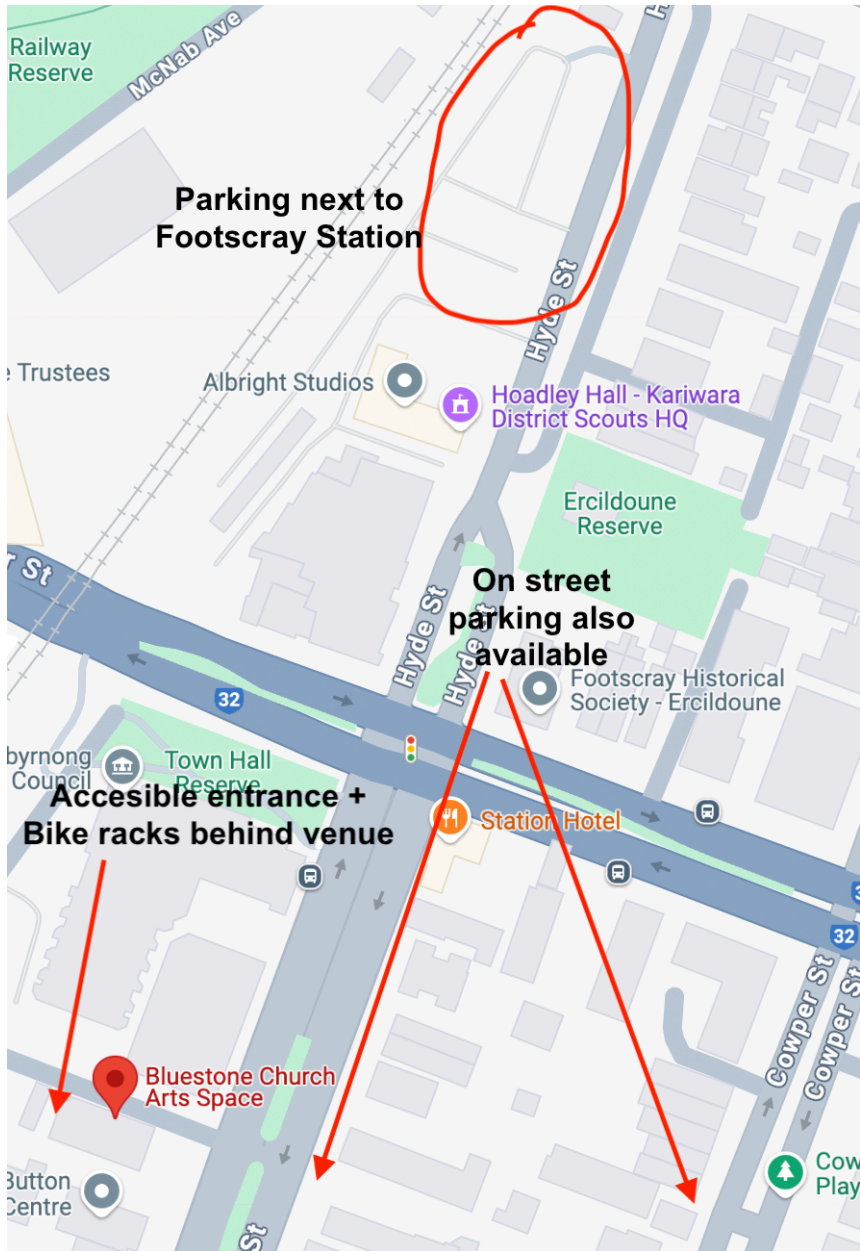
1:17 PM **Hyde St/Napier St**

Walk
About 3 min, 220 m

1:20 PM **Bluestone Church Arts Space**
8A Hyde St, Footscray VIC 3011



- **Parking + Drop off spots**



The Venue

You may structure this photo-journey as you desire. We recommend the following order, with accompanying descriptions on the location of each image

- Images of the venue
 - Front of the venue



Accessible entrance:



- Inside the main entrance



Inside accessible entrance:



- Box Office/Bar



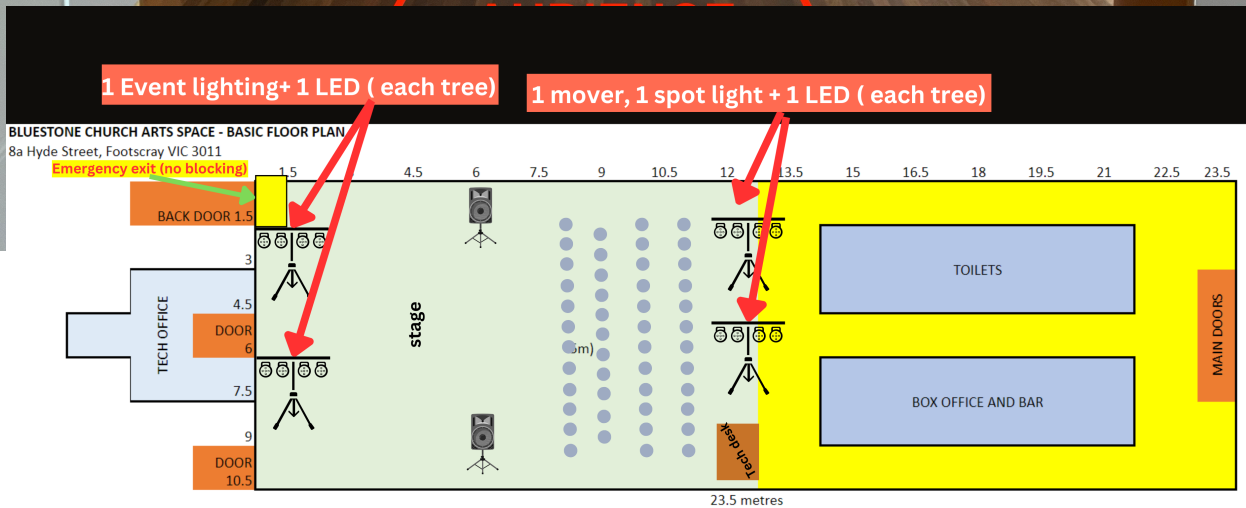

- **Bathrooms**



Male/gender neutral





The stage (without seating, markings indicative)



The Performers

This page should include everyone the audience is going to be seeing as part of the performance

Actor Name + Headshot	Character + Costume Shot
<p data-bbox="201 478 402 510">Bridie Noonan</p>  A headshot of a young woman with short, wavy brown hair, wearing a black t-shirt. She is sitting with her arms crossed and looking slightly to the right of the camera.	<p data-bbox="821 478 889 510">Jess</p>
<p data-bbox="201 1192 402 1224">Tyler Redman</p>  A headshot of a young man with dark, wavy hair, wearing a maroon button-down shirt. He is sitting with his arms crossed and looking directly at the camera.	<p data-bbox="821 1192 906 1224">Conor</p>

Content Advice

Use this page to give your audience information about the show's content. It should give enough information for a patron to meaningfully consent to the emotional experience of the work. You may do this as you see fit. We recommend the following Structure:

Technical Advice	Technical effect Description
- Soundscapes and lighting (pared back)	- Use of stage lights and sound design, tailored to Low Sensory performance.
Verbal Content Advice	Verbal content Description
- Course language, drug references	- Swearing and shouting throughout. Discussions of drug abuse.
Visual Content Advice	Visual Content Description
- TBC	- TBC

Feedback

- Get in touch with James, 0422 199 802 or james.madsensmith@gmail.com