

LIFT INSTRUCTIONS

GOING UP


Call Lift / Open Door.

Press & hold  until it illuminates red. Lift door will open automatically.


Close Door

Press & hold  until it illuminates red. Lift door will close automatically.


To Operate Lift From Inside.

Press & hold  until the lift completely ascends. Lift Door will open automatically.

To Operate Lift From Outside

Press & hold  until it illuminates red. Lift will ascend and door will open automatically.

Close Door

Door will close automatically after a few moments, but can be closed by pressing  until it illuminates red.

GOING DOWN


Call Lift / Open Door.

Press & hold  until it illuminates red. Lift door will open automatically.

Close Door

Press & hold  until it illuminates red. Lift door will close automatically.


To Operate Lift From Inside.

Press & hold  until the lift completely ascends. Lift Door will open automatically.

To Operate Lift From Outside

Press & hold  until it illuminates red. Lift will ascend and door will open automatically.

Close Door

Door will close automatically after a few moments, but can be closed by pressing  until it illuminates red.

PLEASE NOTE Lift will not operate if any of the Emergency Stops are pressed. There are 4 Emergency Stop Buttons: 1 on Ground Level, 2 inside lift and 1 on Level 1. To disengage the stops, twist clockwise. All buttons will flash red if any of the Emergency Stops are engaged.



MORE ACCESS INFO